



# Diwali



## Other activities you could try...

Try some Indian food—popadums, samosas or onion bajis

Dress yourself up in a sari using a sheet

Make an Indian tiger mask out of a paper plate



Create 'n Make

## Diwali—Card

### You will need:

1 x A4 Piece of Card  
Brown paper or card  
Yellow, Orange and Red Tissue Paper  
Red and Black Felt Tip Pen  
Pencil  
Glue Stick



### How to make:

1. Cut out templates
2. Fold A4 piece of card into two
3. Draw round clay pot on brown paper and cut out
4. Stick brown pot to card
5. Draw ovals at the top of the pot as shown in the picture above
6. Draw round flame on card with a pencil
7. Tear off small pieces of tissue paper and scrunch these up into balls starting with yellow and fill in flame outline.
8. Continue tearing off orange and then red tissue paper for centre of flame
9. Draw lines on with red felt tip pen to show glow of flame
10. Write Happy Diwali at the bottom




Create 'n Make

Diwali—Card

Flame—Cut out and draw round on card

Pot—Cut out and draw round on





**Create 'n Make**

## Diwali—Lantern

### You will need:

Plasticine or modelling clay  
Tea Light



### How to make:

1. Roll a ball of plasticine approx 5cm in diameter
2. Push thumb into middle
3. Squeeze edges between forefinger and thumb to shape into a pot
4. Roll sides smooth
5. Put tea light inside pot to check it fits
6. Decorate with other colours of plasticine

SAMPLE



Create 'n Make

## Diwali—Indian Elephant

### You will need:

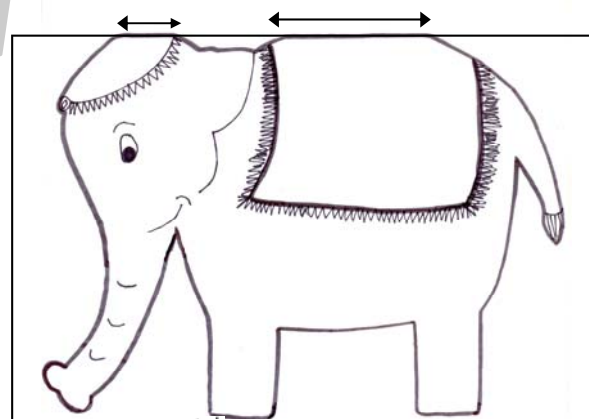
- 1 x A4 Piece of White Card
- Felt Tip Pens
- Glue Stick
- Scissors

### How to make:

1. Cut out template
2. Fold A4 piece of white card into two (landscape)
3. Stick template on to white card
4. Colour in using felt tip pens
5. Cut out round elephant being careful to leave top edge (as shown below)



Leave edge where arrows are marked




Cut round outline



Create 'n Make

Diwali—Indian Elephant





Create 'n Make

## Diwali—Rangoli Pattern

### You will need:

Felt tip pens  
Scissors



### How to make:

1. Colour in template on next page using felt tip pens
2. Cut out pattern

SAMPLE



Create 'n Make

## Diwali—Rangoli Pattern

